

R. M. Maitland

AUDIT COMMITTEE

A meeting of the Audit Committee was held in the office of the City Treasurer on Thursday, November 9th, 1989 at 4:30 p.m.

In attendance were Alderman B. Stewart, Alderman M. Gates and City Treasurer Jim Maitland.

The Committee reviewed the attached budget report which shows that all departments are operating within their budgets.

The budget report is in two sections, pages 1 through 5 are a summary of the revenues and expenses, pages 6 through 24 are a more detailed breakdown of our expenditures.

Following are concerns regarding our budget:

Page Account

- 7 Fnc 011 Computer Hardware - This shows as an over expenditure of \$68,887 however there are \$96,700 available from the \$750,000 taken from Tax Sale Reserve which will be used to offset these costs.
- 8 Sub 207 Fire Department - Budget was prepared based upon a 4% wage increase, proposed settlement is 6.5% for the year, the roughly 2.5% increase will leave us approximately \$50,000 overspent for the Fire Department.
- 9 Sub 208 Building Department - Continual growth has resulted in additional (not budgeted for) staff requirements.
- 14 Fnc 801 PoCo Rec Centre - On review, this account indicates that there will not be enough \$ to last out the year, however the Hydro bill for Hyde Creek has been charged here in error, and the budget is on line.
- 16 Sub 414 Centennial Pool - This section indicates that Centennial Pool was in operation this year, a decision was made to use the Centennial Pool accounts instead of Hyde Creek accounts for the additional opening of Hyde Creek. This was handled this way as our regular Hyde Creek accounts are cost shared with School District #43.
- 18 Sub 422 Parks Department - Budget should be increased by some \$30,000 from the Cemetery operation (page 21 Fnc 321), budget will be transferred. Costs are somewhat higher than expected due to increased maintenance costs in Citadel Heights boulevard mtce and our downtown core parks.
- Other The Committee again briefly discussed the format of the Budget Report and is looking to having the right hand column replaced with a column showing % year to date.

The meeting adjourned at 5:15 p.m.

[Signature]
NOV 9 - 1989

89/11/10-09:56

City of Port Coquitlam


November 10 1989

1

GL787

GF Revenue Sub Dept Summary

Period	10 ending October	31, 1989	Transaction status 1 Rounding to Whole Dollar(s)	
	1989 BUDGET	ACTUAL YTD	VARIANCE	
GENERAL FUND				
Revenues				
Sub 001	Taxes	11,617,972-	11,618,018-	46
Sub 003	Special Area Charges	16,000-	16,211-	211
Sub 007	Grants in lieu	269,500-	259,546-	9,954-
Sub 031	Other Rev own Sources	679,000-	301,048-	377,952-
Sub 041	Transfers from Reserves	1,940,000-		1,940,000-
Sub 051	Government Grants	1,338,702-	914,430-	424,272-
Dpt 0001	Revenues	15,861,174-	13,109,252-	2,751,922-
General Government				
Sub 105	Treasury	3,700-	6,104-	2,404
Sub 108	Common Office Services	130,300-	64,203-	66,098-
Sub 123	Other Revenues	30,000-	18,081-	11,919-
Dpt 0002	General Government	164,000-	88,388-	75,612-
Protective Services				
Sub 205	Policing	74,600-	42,372-	32,228-
Sub 207	Fire Department		3,906-	3,906
Sub 208	Building Department	475,000-	415,143-	59,857-
Sub 209	Other Protection	308,550-	274,491-	34,059-
Dpt 0004	Protective Services	858,150-	735,912-	122,238-
Public Works				
Sub 212	Administration	721,000-	705,343-	15,657-
Sub 255	Maintenance	17,000-		17,000-
Sub 261	Garbage	1,113,600-	1,143,296-	29,696
Sub 991	Capital		300-	300
Dpt 0007	Public Works	1,851,600-	1,848,939-	2,661-
Community Development				
Sub 331	Planning	61,000-	66,775-	5,775
Sub 339	Other Community Developm	4,000-	17,548	21,548-
Dpt 0013	Community Development	65,000-	49,227-	15,773-


 NOV 9 - 1989

89/11/10-09:56

City of Port Coquitlam

November 10 1989

2


GL787

GF Revenue Sub Dept Summary

Period 10 ending October 31, 1989

Transaction status 1
Rounding to Whole Dollar(s)

	1989 BUDGET	ACTUAL YTD	VARIANCE
GENERAL FUND			
Parks & Recreation			
Sub 402 PoCo Recreation Centre	221,450-	144,833-	76,618-
Sub 404 Rec Centre - Concession	95,000-	66,892-	28,108-
Sub 406 Rec Centre - General Pro	51,500-	89,050-	37,550
Sub 407 Wilson Centre	34,000-	41,707-	7,707
Sub 412 Hyde Creek Centre - Pool	257,600-	91,814-	165,786-
Sub 413 Hyde Creek General Progr	87,000-	49,132-	37,868-
Sub 414 Centennial Pool	16,300-	15,817-	483-
Sub 415 Robert Hope Pool	15,700-	12,645-	3,055-
Sub 416 Routley Pool		1,581-	1,581
Sub 417 Sun Valley Pool		3,184-	3,184
Sub 422 Parks Department	165,200-	79,319-	85,881-
Sub 431 Youth Services Programs	2,000-	6,383-	4,383
Sub 435 Special Populations	100-		100-
Sub 438 Community Events	3,050-	5,727-	2,677
Sub 442 North City Programs	9,450-	11,135-	1,685
Sub 444 South Recreation Program	11,000-	4,693-	6,307-
Sub 499 Other recreation items	2,250	742	1,508
Dpt 0019 Parks & Recreation	967,100-	623,168-	343,932-
Public Health			
Sub 485 Cemetery	35,500-	20,857-	14,644-
Trans to other Gov'ts			
Sub 001 Schools	9,775,000-	10,353,448-	578,448
Sub 002 Others	1,126,000-	1,137,242-	11,242
Dpt 0048 Trans to other Gov'ts	10,901,000-	11,490,690-	589,690
Fnd 003 GENERAL FUND	30,703,524-	27,966,432-	2,737,092-
Report Final Totals	30,703,524-	27,966,432-	2,737,092-


 NOV 9 - 1989

89/11/10-10:37

City of Port Coquitlam


November 10 1989

3

GL787

GF EXPENSE SUB DEPT SUMMARY

Period	10 ending October	31, 1989	Transaction status 1 Rounding to Whole Dollar(s)	
	1989 BUDGET	ACTUAL YTD	VARIANCE	
GENERAL FUND				
General Government				
Sub 101	Legislative	153,350	129,114	24,236
Sub 103	Administration	560,900	443,433	117,467
Sub 105	Treasury	641,600	561,620	79,980
Sub 108	Common Office Services	452,457	284,096	168,361
Sub 991	Capital	50,000	136,812	86,812-
Dpt 0002	General Government	1,858,307	1,555,075	303,232
Protective Services				
Sub 205	Policing	2,952,600	1,427,469	1,525,131
Sub 207	Fire Department	2,896,400	2,343,146	553,254
Sub 208	Building Department	345,100	313,118	31,982
Sub 209	Other Protection	269,400	190,061	79,339
Sub 991	Capital	81,000	20,100	60,900
Dpt 0004	Protective Services	6,544,500	4,293,895	2,250,605
Public Works				
Sub 212	Administration	1,340,700	1,050,361	290,339
Sub 255	Maintenance	1,219,126	1,066,337	152,789
Sub 261	Garbage	1,112,700	916,230	196,470
Sub 991	Capital	2,049,000	1,150,527	898,473
Dpt 0007	Public Works	5,721,526	4,183,455	1,538,071
Community Development				
Sub 331	Planning	227,300	175,605	51,695
Sub 339	Other Community Developm	19,500	176	19,324
Dpt 0013	Community Development	246,800	175,781	71,019
Parks & Recreation				
Sub 103	Administration	479,600	369,796	109,804
Sub 402	PoCo Recreation Centre	596,250	544,891	51,359
Sub 404	Rec Centre - Concession	90,500	70,860	19,640
Sub 406	Rec Centre - General Pro	56,150	51,274	4,876


 NOV 9 - 1989

89/11/10-10:37

City of Port Coquitlam

November 10 1989

4


GL787

CF EXPENSE SUB DEPT SUMMARY

Period 10 ending October 31, 1989

Transaction status 1
Rounding to Whole Dollar(s)

	1989 BUDGET	ACTUAL YTD	VARIANCE
GENERAL FUND			
Parks & Recreation			
Sub 407 Wilson Centre	166,600	169,540	2,940-
Sub 412 Hyde Creek Centre - Pool	663,700	523,632	140,068
Sub 413 Hyde Creek General Progr	104,100	65,202	38,898
Sub 414 Centennial Pool	51,600	33,020	18,580
Sub 415 Robert Hope Pool	44,300	45,884	1,584-
Sub 416 Routley Pool	19,200	20,702	1,502-
Sub 417 Sun Valley Pool	21,650	24,060	2,410-
Sub 422 Parks Department	881,100	858,492	22,608
Sub 431 Youth Services Programs	17,500	19,047	1,547-
Sub 435 Special Populations	24,600	21,636	2,964
Sub 438 Community Events	44,250	58,045	13,795-
Sub 442 North City Programs	10,500	7,784	2,716
Sub 444 South Recreation Program	19,950	16,820	3,130
Sub 482 Terry Fox Library	58,000	23,514	34,486
Sub 499 Other recreation items	50,650	34,219	16,431
Sub 991 Capital	702,500	304,641	397,859
Dpt 0019 Parks & Recreation	4,102,700	3,263,059	839,641
Public Health			
Sub 485 Cemetery	30,300	508	29,792
Sub 489 Other Public Health	2,500	2,320	180
Dpt 0021 Public Health	32,800	2,828	29,972
Fiscal Services			
Sub 001 Long Term Principal	134,815	121,954	12,861
Sub 003 Long Term Interest	117,309	99,854	17,455
Sub 004 Short Term Interest	10,000	22,955	12,955-
Sub 009 Transfer to Reserves	625,940		625,940
Sub 999 Other Fiscal Services	10,400	4-	10,404
Dpt 0042 Fiscal Services	898,464	244,759	653,705
Trans to other Gov'ts			
Sub 001 Schools	9,775,000	6,369,581	3,405,419


 NOV 9 - 1989

89/11/10-10:37

City of Port Coquitlam

November 10 1989

5

GL787

GF EXPENSE SUB DEPT SUMMARY

Period 10 ending October 31, 1989

Transaction status 1
Rounding to Whole Dollar(s)

	1989 BUDGET	ACTUAL YTD	VARIANCE
GENERAL FUND			
Trans to other Gov'ts			
Sub 002 Others	1,523,427	1,443,943	79,484
Dpt 0048 Trans to other Gov'ts	11,298,427	7,813,524	3,484,903
Fnd 003 GENERAL FUND	30,703,524	21,532,375	9,171,149
Report Final Totals	30,703,524	21,532,375	9,171,149

NOV 9 - 1989

89/11/10-11:06

City of Port Coquitlam

November 10 1989

6


GL787

GF Expense Summary

Period 10 ending October 31, 1989

Transaction status 1
Rounding to Whole Dollar(s)

		1989 BUDGET	ACTUAL YTD	VARIANCE
GENERAL FUND				
General Government				
Legislative				
Fnc 701	Mayor	40,400	33,328	7,072
Fnc 703	Aldermen	78,500	65,812	12,688
Fnc 706	Election			
Fnc 709	Other Legislative	34,450	29,974	4,476
Sub 101	Legislative	153,350	129,114	24,236
Administration				
Fnc 711	Administration	142,300	123,399	18,901
Fnc 714	Clerk	103,300	85,505	17,795
Fnc 716	Personnel	156,100	122,059	34,041
Fnc 717	Legal & Audit	159,200	112,469	46,731
Sub 103	Administration	560,900	443,433	117,467
Treasury				
Fnc 711	Administration	121,000	109,647	11,353
Fnc 723	Accounting	167,000	153,959	13,041
Fnc 725	Collections	176,100	164,808	11,292
Fnc 727	Purchasing	87,100	69,732	17,368
Fnc 729	Stores	90,400	63,474	26,926
Sub 105	Treasury	641,600	561,620	79,980


 NOV 9 - 1989

89/11/10-11:06

City of Port Coquitlam

November 10 1989

7


GL787

GF Expense Summary

Period 10 ending October 31, 1989

Transaction status 1
Rounding to Whole Dollar(s)

		1989 BUDGET	ACTUAL YTD	VARIANCE
GENERAL FUND				
General Government				
Common Office Services				
Fnc 751	Building	112,357	92,816	19,541
Fnc 755	Office	250,900	221,979	28,921
Fnc 757	Insurance	104,800	48,095	56,705
Fnc 758	Information Services De	109,000	63,562	45,438
Fnc 759	Internal Recoveries	244,000-	203,334-	40,666-
Fnc 760	Newsletter	5,400	3,318	2,082
Fnc 761	Public Receptions & Ban	5,300	130	5,170
Fnc 764	Labour Management Relat	5,100	8,217	3,117-
Fnc 766	Safety Meetings	1,900	1,206	694
Fnc 801	Rental Houses	31,400	5,070	26,330
Fnc 811	Donations	300		300
Fnc 981	Severence Pay	50,000	696	49,304
Fnc 983	Gratuity Pay	20,000	42,341	22,341-
Sub 108	Common Office Services	452,457	284,096	168,361
Capital				
Fnc 001	Office Furniture	50,000	67,925	17,925-
Fnc 011	Computer hardware		68,887	68,887-
Sub 991	Capital	50,000	136,812	86,812-


 NOV 9 - 1989

89/11/10-11:06

City of Port Coquitlam

November 10 1989

8


GL787

GF Expense Summary

Period 10 ending October 31, 1989

Transaction status 1
Rounding to Whole Dollar(s)

		1989 BUDGET	ACTUAL YTD	VARIANCE
GENERAL FUND				
Protective Services				
Policing				
Fnc 771	Justice Bldg	473,500	299,251	174,249
Fnc 772	R.C.M.P.	2,409,500	1,069,442	1,340,058
Fnc 774	Community Co-ordinator	69,600	58,776	10,824
Fnc 779	Joint Family Committee			
Sub 205	Policing	2,952,600	1,427,469	1,525,131
Fire Department				
Fnc 711	Administration	184,100	148,234	35,866
Fnc 783	Training	70,000	58,414	11,586
Fnc 785	Suppression	2,210,000	1,859,592	350,408
Fnc 787	Fire Prevention	127,300	108,034	19,266
Fnc 789	Water Supply	12,000	10,000	2,000
Fnc 791	Fire Hall # 1	35,500	31,567	3,933
Fnc 792	Fire Hall # 2	24,000	17,579	6,421
Fnc 795	Dispatching	74,000	60,107	13,893
Fnc 796	Equipment	155,000	45,794	109,206
Fnc 798	Ambulance supplies	4,500	3,825	675
Sub 207	Fire Department	2,896,400	2,343,146	553,254


 NOV 9 - 1989

89/11/10-11:06

City of Port Coquitlam

November 10 1989

9


GL787

GF Expense Summary

Period 10 ending October 31, 1989

Transaction status 1
Rounding to Whole Dollar(s)

	1989 BUDGET	ACTUAL YTD	VARIANCE
GENERAL FUND			
Protective Services			
Building Department			
Fnc 711 Administration	123,500	82,292	41,208
Fnc 803 Building Inspectors	155,700	140,510	15,190
Fnc 804 Plumbing Inspectors	65,900	90,316	24,416-
Sub 208 Building Department	345,100	313,118	31,982
Other Protection			
Fnc 812 By-Law Department	103,900	84,069	19,831
Fnc 814 Vector Control	51,200	45,878	5,323
Fnc 815 Mosquito/Rodent control	30,300	20,569	9,731
Fnc 818 S.P.C.A.	59,000	28,004	30,996
Fnc 821 Environmental Protectio	10,000	9,588	412
Fnc 823 Emergency measures	15,000	1,954	13,046
Sub 209 Other Protection	269,400	190,061	79,339
Capital			
Fnc 001 Fire Dept Equipment	80,000	20,100	59,900
Fnc 222 Emergency Measures Capi	1,000		1,000
Sub 991 Capital	81,000	20,100	60,900


 NOV 9 - 1989

89/11/10-11:06

City of Port Coquitlam

November 10 1989

10


GL787

GF Expense Summary

Period 10 ending October 31, 1989

Transaction status 1
Rounding to Whole Dollar(s)

	1989 BUDGET	ACTUAL YTD	VARIANCE
GENERAL FUND			
Public Works			
Administration			
Fnc 511 Office	673,100	469,022	204,078
Fnc 521 Public works equipment	440,000	403,686	36,314
Fnc 523 Small equipment	29,900		29,900
Fnc 531 Yards	165,300	134,826	30,474
Fnc 541 Training Program	20,500	27,521	7,021-
Fnc 551 Standby	11,900	11,004	896
Fnc 561 Other		4,301	4,301-
Sub 212 Administration	1,340,700	1,050,361	290,339
Maintenance			
Fnc 411 Roads & Streets	480,000	451,585	28,415
Fnc 413 Drainage	308,426	240,562	67,864
Fnc 415 Bridges / Underpass	12,900	8,054	4,846
Fnc 417 Street Lighting	228,200	157,636	70,564
Fnc 419 Traffic Services	118,400	130,829	12,429-
Fnc 421 Parking	14,400	11,313	3,087
Fnc 423 Snow & Ice Removal	56,800	66,357	9,557-
Sub 255 Maintenance	1,219,126	1,066,337	152,789


 NOV 9 - 1989

89/11/10-11:06

City of Port Coquitlam

November 10 1989

11


GL787

GF Expense Summary

Period 10 ending October 31, 1989

Transaction status 1
Rounding to Whole Dollar(s)

		1989 BUDGET	ACTUAL YTD	VARIANCE
GENERAL FUND				
Public Works				
Garbage				
Fnc 451	Aministration	35,800	29,833	5,967
Fnc 453	Collection & Disposal	1,076,900	886,397	190,503
Sub 261	Garbage	1,112,700	916,230	196,470
Capital				
Fnc 001	Coquitlam Storm Sewer	25,000	17,605	7,395
Fnc 002	Stop signs Sask/Yarmout	250	290	40-
Fnc 003	Argue St barricades	1,000	791	209
Fnc 004	Lane access 1550 St Alb	250	237	13
Fnc 005	Crosswalk Prairie & Tor	600	953	353-
Fnc 006	Shaughnessy Ped Xing O/	20,000	24,777	4,777-
Fnc 007	Western curb re-alignme	500	379	121
Fnc 010	Coq River dyking drain	12,400	3,100	9,300
Fnc 011	Pitt River Rd Xwalks	1,200	6,713	5,513-
Fnc 013	Reconstruct Wellington	750,000	605,735	144,265
Fnc 014	Crosswalk Shaugh & Prai	1,000	2,519	1,519-
Fnc 015	Removal oof transformer	6,000	3,679	2,321
Fnc 021	Traffic controller CM/P	10,000	5,158	4,842
Fnc 022	Paint McAllister Footbr	1,400	1,423	23-


 NOV 9 - 1989

89/11/10-11:06

City of Port Coquitlam

November 10 1989

12


GL787

GF Expense Summary

Period 10 ending October 31, 1989

Transaction status 1
Rounding to Whole Dollar(s)

		1989 BUDGET	ACTUAL YTD	VARIANCE
GENERAL FUND				
Public Works				
Capital				
Fnc 023	Drainage lane E of Newb	5,000	4,129	871
Fnc 028	Replace Handley San Pum			
Fnc 029	Street lights Welltn &	5,000	3,523	1,477
Fnc 030	Safety railing over Smi	2,000	144	1,856
Fnc 031	Culverts NE sector	25,000	10,751	14,249
Fnc 032	Tools for water crew	4,500	392	4,108
Fnc 033	Plate Tamper	2,500		2,500
Fnc 034	M-Scope	4,100	459	3,641
Fnc 035	Tools for Sewer Crew	4,500	2,628	1,872
Fnc 036	Dewatering hose	1,000	351	649
Fnc 037	Tools for PW & TR	5,000	2,105	2,895
Fnc 038	Emergency generator mod	2,600	607	1,993
Fnc 039	Quick change for backho	3,200	3,178	22
Fnc 040	Tilt trailer	5,500		5,500
Fnc 041	Marshall Avenue			
Fnc 044	Storm sewer Kingsway/Ty			
Fnc 045	Storm sewer Campbell Mo			
Fnc 046	Catch basin Pitt / Cita			


 NOV 9 - 1989

89/11/10-11:06

City of Port Coquitlam

November 10 1989

13


GL787

GF Expense Summary

Period 10 ending October 31, 1989

Transaction status 1
Rounding to Whole Dollar(s)

		1989 BUDGET	ACTUAL YTD	VARIANCE
GENERAL FUND				
Public Works				
Capital				
Fnc 047	Catch basin Suffolk / 0			
Fnc 048	Drain tile Mary Hill Rd			
Fnc 901	Vehicle replacement	300,000	448,900	148,900-
Fnc 999	Unallocated	849,500		849,500
Sub 991	Capital	2,049,000	1,150,527	898,473
Community Development				
Planning				
Fnc 611	Planning Department	198,800	162,820	35,980
Fnc 613	Economic Development	14,500	12,785	1,715
Fnc 618	GVRD Development Servic	14,000		14,000
Sub 331	Planning	227,300	175,605	51,695
Other Community Development				
Fnc 621	Industrial Sign Rental	18,500		18,500
Fnc 629	Other Community Develop	1,000	176	824
Sub 339	Other Community Developm	19,500	176	19,324
Parks & Recreation				
Administration				
Fnc 212	Administration	375,800	309,320	66,480
Fnc 751	Building	4,500	597	3,903


 NOV 9 - 1989

89/11/10-11:06

City of Port Coquitlam

November 10 1989

14

GL787

GF Expense Summary

Period 10 ending October 31, 1989

Transaction status 1
Rounding to Whole Dollar(s)

		1989 BUDGET	ACTUAL YTD	VARIANCE
GENERAL FUND				
Parks & Recreation				
Administration				
Fnc 755	Office	94,000	59,878	34,122
Fnc 762	Training Program	5,300		5,300
Sub 103	Administration	479,600	369,796	109,804
PoCo Recreation Centre				
Fnc 301	Program Supervision	20,700	13,451	7,249
Fnc 309	Skating Lessons	9,000	7,448	1,552
Fnc 311	Public Skating	19,300	13,254	6,046
Fnc 399	General Programs	1,150	6,001	4,851-
Fnc 801	Maintenance	546,100	504,736	41,364
Sub 402	PoCo Recreation Centre	596,250	544,891	51,359
Rec Centre - Concession				
Fnc 301	Operation	90,500	70,860	19,640
Sub 404	Rec Centre - Concession	90,500	70,860	19,640
Rec Centre - General Prog Area				
Fnc 301	Program Supervision	17,050	6,012	11,038
Fnc 373	Tot/Childrens Programs	15,100	12,747	2,353
Fnc 374	Preschool Programs	21,350	24,598	3,248-
Fnc 375	Adult Programs	2,650	7,917	5,267-

NOV 9 - 1989

89/11/10-11:06

City of Port Coquitlam

November 10 1989

15


GL787

GF Expense Summary

Period 10 ending October 31, 1989

Transaction status 1
Rounding to Whole Dollar(s)

		1989 BUDGET	ACTUAL YTD	VARIANCE
GENERAL FUND				
Parks & Recreation				
Sub 406	Rec Centre - General Pro	56,150	51,274	4,876
Wilson Centre				
Fnc 389	Kitchen Program	15,800	18,529	2,729-
Fnc 399	General Programs	97,700	84,197	13,503
Fnc 801	Maintenance	53,100	66,815	13,715-
Sub 407	Wilson Centre	166,600	169,540	2,940-
Hyde Creek Centre - Pool				
Fnc 301	Program Supervision	116,050	82,241	33,809
Fnc 304	Lifeguarding	55,100	43,868	11,232
Fnc 307	School program	52,250	43,788	8,462
Fnc 309	Community Swim Program	55,450	40,718	14,732
Fnc 801	Maintenance	384,850	313,019	71,831
Sub 412	Hyde Creek Centre - Pool	663,700	523,632	140,068
Hyde Creek General Programs				
Fnc 301	Program Supervision	27,050	21,388	5,662
Fnc 373	Child/Tot Programs	41,900	24,724	17,176
Fnc 375	Adult programs	35,150	19,090	16,060
Sub 413	Hyde Creek General Progr	104,100	65,202	38,898


 NOV 9 - 1989

89/11/10-11:06

City of Port Coquitlam

November 10 1989

16


GL787

GF Expense Summary

Period 10 ending October 31, 1989

Transaction status 1
Rounding to Whole Dollar(s)

		1989 BUDGET	ACTUAL YTD	VARIANCE
GENERAL FUND				
Parks & Recreation				
Centennial Pool				
Fnc 301	Program Supervision		772	772-
Fnc 304	Lifeguarding	6,150	2,548	3,602
Fnc 309	Public Lessons	6,350	5,374	976
Fnc 389	Other Swim Programs	12,300	12,801	501-
Fnc 801	Maintenance	26,800	11,524	15,276
Sub 414	Centennial Pool	51,600	33,020	18,580
Robert Hope Pool				
Fnc 301	Program Supervision			
Fnc 304	Lifeguarding	18,850	17,314	1,536
Fnc 309	Public Lessons	7,050	5,923	1,127
Fnc 389	Other Swim Programs			
Fnc 801	Maintenance	18,400	22,647	4,247-
Sub 415	Robert Hope Pool	44,300	45,884	1,584-
Routley Pool				
Fnc 301	Program Supervision	1,050	853	197
Fnc 309	Public Lessons	1,350	648	702
Fnc 389	Other Swim Programs	4,200	3,571	629
Fnc 801	Maintenance	12,600	15,631	3,031-


 NOV 9 - 1989

89/11/10-11:06

City of Port Coquitlam

November 10 1989

17


GL787

GF Expense Summary

Period 10 ending October 31, 1989

Transaction status 1
Rounding to Whole Dollar(s)

		1989 BUDGET	ACTUAL YTD	VARIANCE
GENERAL FUND				
Parks & Recreation				
Sub 416	Routley Pool	19,200	20,702	1,502-
Sun Valley Pool				
Fnc 301	Program Supervision	1,050	853	197
Fnc 309	Public Lessons	1,700	1,659	41
Fnc 389	Other Swim Programs	4,200	4,869	669-
Fnc 801	Maintenance	14,700	16,679	1,979-
Sub 417	Sun Valley Pool	21,650	24,060	2,410-
Parks Department				
Fnc 011	Aggie Park		19,238	19,238-
Fnc 013	Castle & Citadel Parks		21,023	21,023-
Fnc 016	Cedar Park		18,828	18,828-
Fnc 021	Cemetery	39,600	72,223	32,623-
Fnc 026	City core parks		59,710	59,710-
Fnc 031	Evergreen Park		17,533	17,533-
Fnc 036	Lions Park		51,706	51,706-
Fnc 041	McLean Park		38,955	38,955-
Fnc 046	Reeve Park		30,130	30,130-
Fnc 051	Thompson Park		41,329	41,329-


 NOV 9 - 1989

89/11/10-11:06

City of Port Coquitlam

November 10 1989

18

GL787

GF Expense Summary

Period 10 ending October 31, 1989

Transaction status 1
Rounding to Whole Dollar(s)

		1989 BUDGET	ACTUAL YTD	VARIANCE
GENERAL FUND				
Parks & Recreation				
Parks Department				
Fnc 056	Sun Valley park		25,826	25,826-
Fnc 061	Boulevard, trails, medi		73,643	73,643-
Fnc 063	PoCo Trail		3,659	3,659-
Fnc 066	Northside Parks		63,459	63,459-
Fnc 071	Facilities		7,327	7,327-
Fnc 076	Southside Parks		62,783	62,783-
Fnc 082	School Fields		18,027	18,027-
Fnc 099	Miscellaneous	654,500	119,557	534,943
Fnc 521	Parks Dept Equipment	122,600	67,896	54,704
Fnc 523	Parks Small Equipment	17,400	10,514	6,886
Fnc 809	Special Maintenance	47,000	35,125	11,875
Sub 422	Parks Department	881,100	858,492	22,608
Youth Services Programs				
Fnc 301	Program Supervision	9,450	7,883	1,567
Fnc 399	General Programs	8,050	11,164	3,114-
Sub 431	Youth Services Programs	17,500	19,047	1,547-
Special Populations				
Fnc 399	General Programs	24,600	21,636	2,964

NOV 9 - 1989

89/11/10-11:06

City of Port Coquitlam

November 10 1989

19


GL787

GF Expense Summary

Period 10 ending October 31, 1989

Transaction status 1
Rounding to Whole Dollar(s)

		1989 BUDGET	ACTUAL YTD	VARIANCE
GENERAL FUND				
Parks & Recreation				
Sub 435	Special Populations	24,600	21,636	2,964
Community Events				
Fnc 351	May Day	32,600	37,316	4,716-
Fnc 353	May Day Float	6,000	6,253	253-
Fnc 361	Multi-cultural days	1,300	8,019	6,719-
Fnc 371	Volunteer Week	250	717	467-
Fnc 372	Childrens Carnival	2,700	5,097	2,397-
Fnc 373	Fitness Week	150	166	16-
Fnc 374	Halloween Events	550	478	72
Fnc 375	Christmas Event	700		700
Fnc 376	Recreation Week			
Fnc 377	Art in the Park			
Sub 438	Community Events	44,250	58,045	13,795-
North City Programs				
Fnc 371	Program Supervision	2,700	2,226	474
Fnc 373	Tot/Children Program	5,600	3,258	2,342
Fnc 375	Adult Programs	2,200	2,301	101-
Sub 442	North City Programs	10,500	7,784	2,716


 NOV 9 - 1989

89/11/10-11:06

City of Port Coquitlam

November 10 1989

20


GL787

GF Expense Summary

Period 10 ending October 31, 1989

Transaction status 1
Rounding to Whole Dollar(s)

		1989 BUDGET	ACTUAL YTD	VARIANCE
GENERAL FUND				
Parks & Recreation				
South Recreation Programs				
Fnc 371	Program Supervision	3,000	1,817	1,183
Fnc 373	Tot/Childrens Programs	15,900	14,592	1,308
Fnc 375	Adult Programs	1,050	411	639
Sub 444	South Recreation Program	19,950	16,820	3,130
Terry Fox Library				
Fnc 801	Maintenance	58,000	23,514	34,486
Sub 482	Terry Fox Library	58,000	23,514	34,486
Other recreation items				
Fnc 001	Civic events	31,500	15,748	15,752
Fnc 003	Minor sports subsidy	22,200	18,471	3,729
Fnc 009	Copywrite fees	3,050-		3,050-
Sub 499	Other recreation items	50,650	34,219	16,431
Capital				
Fnc 001	Lions Park		33,291	33,291-
Fnc 002	Parks & Rec Office		23,480	23,480-
Fnc 099	Unallocated	590,000		590,000
Fnc 801	Terry Fox Library	12,500	10,251	2,249
Fnc 903	Shelving in craft room			


 NOV 9 - 1989

89/11/10-11:06

City of Port Coquitlam

November 10 1989

20


GL787

GF Expense Summary

Period 10 ending October 31, 1989

Transaction status 1
Rounding to Whole Dollar(s)

		1989 BUDGET	ACTUAL YTD	VARIANCE
GENERAL FUND				
Parks & Recreation				
South Recreation Programs				
Fnc 371	Program Supervision	3,000	1,817	1,183
Fnc 373	Tot/Childrens Programs	15,900	14,592	1,308
Fnc 375	Adult Programs	1,050	411	639
Sub 444	South Recreation Program	19,950	16,820	3,130
Terry Fox Library				
Fnc 801	Maintenance	58,000	23,514	34,486
Sub 482	Terry Fox Library	58,000	23,514	34,486
Other recreation items				
Fnc 001	Civic events	31,500	15,748	15,752
Fnc 003	Minor sports subsidy	22,200	18,471	3,729
Fnc 009	Copywrite fees	3,050-		3,050-
Sub 499	Other recreation items	50,650	34,219	16,431
Capital				
Fnc 001	Lions Park		33,291	33,291-
Fnc 002	Parks & Rec Office		23,480	23,480-
Fnc 099	Unallocated	590,000		590,000
Fnc 801	Terry Fox Library	12,500	10,251	2,249
Fnc 903	Shelving in craft room			


 NOV 9 - 1989

89/11/10-11:06

City of Port Coquitlam

November 10 1989

21


GL787

GF Expense Summary

Period 10 ending October 31, 1989

Transaction status 1
Rounding to Whole Dollar(s)

	1989 BUDGET	ACTUAL YTD	VARIANCE
GENERAL FUND			
Parks & Recreation			
Capital			
Fnc 904 Master Plan		19,000	19,000-
Fnc 905 Reeve Tennis Courts		61,701	61,701-
Fnc 919 Yarmouth Pathway		21,872	21,872-
Fnc 999 Equipment	100,000	135,045	35,045-
Sub 991 Capital	702,500	304,641	397,859
Public Health			
Cemetery			
Fnc 321 Cemetery		508	508-
Fnc 323 Grave digging	30,300		30,300
Sub 485 Cemetery	30,300	508	29,792
Other Public Health			
Fnc 325 Meals on Wheels	1,200	1,620	420-
Fnc 329 Other Public Health	1,300	700	600
Sub 489 Other Public Health	2,500	2,320	180
Fiscal Services			
Long Term Principal			
Fnc 001 Sidewalks	10,894	10,894	
Fnc 002 Parks	11,362	11,362	
Fnc 003 Justice Building	17,633	17,633	


 NOV 9 - 1989

89/11/10-11:06

City of Port Coquitlam

November 10 1989

22


GL787

GF Expense Summary

Period 10 ending October 31, 1989

Transaction status 1
Rounding to Whole Dollar(s)

		1989 BUDGET	ACTUAL YTD	VARIANCE
GENERAL FUND				
Fiscal Services				
Long Term Principal				
Fnc 004	Westminster Storm Sewer	7,394	7,394	
Fnc 005	City Hall Renovations	5,381	5,381	
Fnc 006	Arena/Hyde Creek	69,290	69,290	
Fnc 007	Complete Arena/Hyde Cre	3,332		3,332
Fnc 008	Dyking Project	9,529		9,529
Sub 001	Long Term Principal	134,815	121,954	12,861
Long Term Interest				
Fnc 001	Sidewalks	2,995	2,995	
Fnc 002	Parks	3,180	3,180	
Fnc 003	Justice Building	5,047	5,047	
Fnc 004	Westminster Storm Sewer	2,023	2,023	
Fnc 005	City Hall Renovations	2,160	2,159	1
Fnc 006	Arena/Hyde Creek	66,996	66,996	
Fnc 007	Complete Arena/Hyde Cre	10,400	5,200	5,200
Fnc 008	Dyking Project	24,508	12,254	12,254
Sub 003	Long Term Interest	117,309	99,854	17,455
Short Term Interest				
Fnc 999	Tax Prepayments	10,000	22,955	12,955-


 NOV 9 - 1989

89/11/10-11:06

City of Port Coquitlam

November 10 1989

23


GL787

GF Expense Summary

Period 10 ending October 31, 1989

Transaction status 1
Rounding to Whole Dollar(s)

	1989 BUDGET	ACTUAL YTD	VARIANCE
GENERAL FUND			
Fiscal Services			
Sub 004 Short Term Interest	10,000	22,955	12,955-
Transfer to Reserves			
Fnc 001 Statutory Reserves	342,540		342,540
Fnc 003 Non-statutory Reserves	283,400		283,400
Sub 009 Transfer to Reserves	625,940		625,940
Other Fiscal Services			
Fnc 018 Contingency	10,000		10,000
Fnc 019 Other Debt Charges	400	4-	404
Sub 999 Other Fiscal Services	10,400	4-	10,404
Trans to other Gov'ts			
Schools			
Fnc 001 Prov School Levy	2,826,000		2,826,000
Fnc 005 School District # 43	6,949,000	6,369,581	579,419
Sub 001 Schools	9,775,000	6,369,581	3,405,419
Others			
Fnc 001 Hospital District	487,000	486,669	331
Fnc 002 Greater Vancouver Reg D	139,000	147,776	8,776-
Fnc 003 Municipal Finance Autho	2,000	1,939	61
Fnc 004 B.C. Assessment Authori	250,000	261,633	11,633-


 NOV 9 - 1989

89/11/10-11:06

City of Port Coquitlam

November 10 1989 24

GL787

GF Expense Summary

Period 10 ending October 31, 1989

Transaction status 1
Rounding to Whole Dollar(s)

GENERAL FUND

Trans to other Gov'ts
Others

	1989 BUDGET	ACTUAL YTD	VARIANCE
Fnc 005 B.C. Transit	248,000	247,856	144
Fnc 006 Fraser Valley Regional	397,427	298,070	99,357
Sub 002 Others	1,523,427	1,443,943	79,484
Fnd 003 GENERAL FUND	30,703,524	21,532,375	9,171,149
Report Final Totals	30,703,524	21,532,375	9,171,149

NOV 9 - 1989